


# WICKENBURG LANDSCAPE & IRRIGATION, INC.

51020 Highway 60 / 89  
Wickenburg, Az. 85390




## 928-684-7165



Volume 1 Issue 6

## Grass "Keeping It Green In Spring"

While Wickenburg Landscape is not perfect at grass care we understand some of the basics and just like in a lot of things in life timing is EVERYTHING. Overseeding our



summer lawns with a cool season grass like rye grass is a common practice every year around October. For many decades a common practice was to turn off the water to the grass for 1-2 weeks prior to over seeding and when the grass stops growing come in scalp and de-thatch the lawn, then overseed with grass seed and enjoy the winter green.

Then spring comes around and the summer lawn struggles to green up. More water and fertilizer are added and around June the grass is looking good, but why the long transition period? It all starts in August of the prior year. Our summer grass commonly Bermuda has a root system that includes rhizomes, white fat looking roots, that store energy for the plant. When the plant is stressed from scalping or de-thatching it uses up this



stored energy to green back up. If we stress the plant out by depriving it of water and then scalp it to the ground and then beat it up by de-thatching it there is not much energy left to store over the winter to green up quickly. The simplest answer is to de-thatch in August so that the grass has time to recover and store up energy before we scalp down the grass.

**The simplest answer is to de-thatch in August so that the grass has time to recover and store up energy**

Then we wait until the temperature gets between 90-95 degrees. Turn off the water for 3 days, let the grass dry out, scalp down the lawn, and reseed. If all has gone well you should have grass up within a week to 10 days and be mowing grass within 2-3 weeks. As the warm weather hits in the spring the Bermuda grass under the winter rye grass greens up much quicker and the transition to summer is achieved in one week. So if you have a lawn enjoy it, while some still wonder if we have lost our minds for trying to grow green grass in the desert.

## Upcoming Events

I.C.P.I. Sept 8 and 9  
Employee Safety Luncheon Sept. 23  
A.L.C.A. Training Sept. 10

## Tips for Overseeding

1. First, drop your mowing height down to 1/4" - 1/2". This should remove all of the green tissue in this process. You may have to mow your lawn 2 or 3 times to accomplish this.
2. Collect and remove all of the clippings. If you still have too much thatch, you may need to "power rake". This is a machine with blades that will quickly loosen and rake the thatch.
3. Rake your lawn in 2 directions with the "power rake", mow one more time, then collect the clippings. You should now have a lawn that is very brown, with 1/4" to 1/2" of stubble, a network of "runners" on the surface (above ground stolons), and just a little bit of soil showing through.

**You are now ready to seed.**

## Is too much experience a bad thing?

With over 170 years of combined landscape and maintenance experience on our crews, Wickenburg Landscape and Irrigation is building a solid, knowledgeable foundation in which to serve its clients challenging




needs. Since one of our company goals is to employ the most knowledgeable staff in our region we are very excited to welcome Don Fisher to our staff. With over 35 years of landscape experience, specifically in the gardening area, we believe his knowledge of plants, their needs and his dedication to detail will ensure that your yard will continue to look the best it can.

## Why Hire A Licensed Contractor?

Why would a contractor not be licensed? One of the reasons stem from the fact that homeowners rarely, if ever, check to see if a company holds a license for the type of work that they are attempting to do. The other major reason is that they do not have insurance or a bond to do the work they are attempting to perform.

This is a red flag because if they don't carry business insurance they may not be carrying insurance for their workers. In this case if there is a problem or an accident then the



homeowner is held liable. The added benefit to using a licensed contractor is that if the project is done wrong or not finished then the Registrar of Contractors will pay another company to come in and finish the project correctly. In today's economy it is more important than ever to choose a company that is licensed to insure that your hard earned money is spent wisely, and with a company that will be in business down the road. This will give you peace of mind when handling any warranty issues or future repairs.

**"National Award Winning Landscapes"**



WickenburgLandscape.com

